



NORTH CAROLINA

Department of Transportation



Delivering our Federal Program – NCAMPO Conference

Leigh Wing, PE
NCDOT STIP Unit

April 2019

Delivering our Federal Program

NC's Total Annual Federal Apportionment ~ \$1.1B

Various Federal Funding Pots				
NHPP	STBG	STBG-DA	HSIP	CMAQ
NHFP	PL	TAP	TAP-DA	HWY RAIL X-ING

Three ways we can lose Federal Funds:

1. Lapsing Funds
2. Rescission
3. Not Taking Full Advantage of August Redistribution

1 – Lapsing Funds

Preventing Funds from Lapsing

- Funds lapse if not obligated within 4 years
- \$4M in TAP funding lapsed in 2017
- NCDOT continues to utilize TAP funds on ADA curb ramps to help reduce unobligated balance
- We need Local Governments to deliver TAP projects as well to help reduce unobligated balances. This helps us:
 - Ensure funds do not lapse
 - Reduce funds subject to rescission
 - Maximize August Redistribution

2 – FAST Act Rescission – 2020

FAST Act Rescission

SEC. 1438. ADJUSTMENTS.

(a) IN GENERAL.—On July 1, 2020, of the unobligated balances of funds apportioned among the States under chapter 1 of title 23, United States Code, a total of \$7,569,000,000 is permanently rescinded.

Subject to Rescission	Not Subject to Rescission
NHPP	STBG & STBG-DA
NHFP	HSIP
PL	Hwy Rail Xing
CMAQ	
TAP & TAP-DA	

How Will This Affect NC?

- Rescission amount calculated based on remaining balances as of: September 30, 2019
- Funds rescinded: July 1, 2020
- NC Rescission Estimate at end of FFY 2018: \$135M
- Projected national unobligated CA balance < \$7.569B
 - All unobligated CA rescinded
 - Additional CA taken from 2020
- The more funds subject to rescission obligated before end of FFY19, the less we will lose in the rescission
- Biggest challenge will be spending down:
 - TAP TAP-DA CMAQ

FFY 2019 Delivery Rates to Date

	Available Funds Start of FFY 19	Obligated & MPO Transfer	Unobligated Balance To Date
STBG-DA	\$228M	\$23.3M	\$204.7M
CMAQ*	\$76.9M	\$25.1M	\$51.8M
TAP*	\$43.7	\$6.1M	\$37.6M
TAP-DA*	\$21.4M	\$1.8M	\$19.6M

*Funds subject to 2020 rescission

Checking Your Funding Balances

MPO	Fund		CFFY Carry Forward	Current Year Appropriations	Total Appropriations	Net Available Funding	Obligation or Committed Amount	Funding Balance	
			\$	\$	\$	\$	\$	\$	\$
RALEIGH	1500/2710Z005R	Urbanized Areas >200K Raleigh	2,581,341.00		2,581,341.00	2,323,206.90		2,323,206.90	Highway INFRA TAP-DA
RALEIGH	1500/2710Z905R	Urbanized Areas >200K Raleigh		3,637,061.00	3,637,061.00	3,273,354.90		3,273,354.90	
RALEIGH	1500/2713Z301R	Transp Alt. Prog >200K Raleigh	525,843.00	1,047,474.00	1,573,317.00	1,415,985.30		1,415,985.30	
RALEIGH	1500/2731L230R	STP >200K POPULATION-RALEIGH	0.59		0.59	0.53		0.53	STBG-DA
RALEIGH	1500/2731L23ER	STP >200K POP-RALEIGH-SAFETEA-LU EXT	209.00		209.00	188.10		188.10	
RALEIGH	1500/2731L23RR	STP >200K POPULATION-RALEIGH-RE	2,400,000.41	-2,000,000.00	400,000.41	360,000.37		360,000.37	
RALEIGH	1500/2731M230R	Urban Over 200K Population-Raleigh	29,876.00		29,876.00	26,888.40	-51,155.00	78,043.40	
RALEIGH	1500/2731M23ER	Urban Over 200K Population-Raleigh Ext.	62,832.00		62,832.00	56,548.80	50,525.00	6,023.80	
RALEIGH	1500/2731Z230R	Urban Over 200K Population-Raleigh	11,734,842.00	14,500,964.00	26,235,806.00	23,612,225.40	1,117,349.00	22,494,876.40	
RALEIGH	Result		17,334,944.00	17,185,499.00	34,520,443.00	31,068,398.70	1,116,719.00	29,951,679.70	
Overall Result			17,334,944.00	17,185,499.00	34,520,443.00	31,068,398.70	1,116,719.00	29,951,679.70	TOTAL

Program Specific Obligation Amounts

WBS TIP Sub Num	Project Desc(Text33)	WBS element	Phase ID	Authorization date	System Status	WBS Closed Date	County Code	Fund			Obligated Amount	Expenditure Amount	Program Specific Obligated Amount	Program Specific Expenditure Amount
											\$	\$	\$	\$
B-6121	BRIDGE 227 ON US-70/US-401/NC-50 (CAPITAL BOULEVARD) OVER PE	42263.1.1	B-6121- PE - BRIDGE 227 (COMB W/B-5317)	PreI Engr	09/02/2008	REL ACPT	#	WAKE	1500#	1500/Not assigned	0.00	580,659.81		
B-6121	BRIDGE 227 ON US-70/US-401/NC-50 (CAPITAL BOULEVARD) OVER PE	42263.1.1	B-6121- PE - BRIDGE 227 (COMB W/B-5317)	PreI Engr	09/02/2008	REL ACPT	#	WAKE	1500/2702999	Local Government Match, Statewide	138,783.80	0.00		
B-6121	BRIDGE 227 ON US-70/US-401/NC-50 (CAPITAL BOULEVARD) OVER PE	42263.1.1	B-6121- PE - BRIDGE 227 (COMB W/B-5317)	PreI Engr	09/02/2008	REL ACPT	#	WAKE	1500/2712M001	National Hwy. Performance Program	900,373.00	900,373.00		
B-6121	BRIDGE 227 ON US-70/US-401/NC-50 (CAPITAL BOULEVARD) OVER PE	42263.1.1	B-6121- PE - BRIDGE 227 (COMB W/B-5317)	PreI Engr	09/02/2008	REL ACPT	#	WAKE	1500/2712M0E1	National Hwy. Performance Program- Ext	1,233,171.00	1,233,171.00		
B-6121	BRIDGE 227 ON US-70/US-401/NC-50 (CAPITAL BOULEVARD) OVER PE	42263.1.1	B-6121- PE - BRIDGE 227 (COMB W/B-5317)	PreI Engr	09/02/2008	REL ACPT	#	WAKE	1500/2729L1C0	FHWA_Bridge 85% On/Off	80,000.00	80,000.00		
B-6121	BRIDGE 227 ON US-70/US-401/NC-50 (CAPITAL BOULEVARD) OVER PE	42263.1.1	B-6121- PE - BRIDGE 227 (COMB W/B-5317)	PreI Engr	09/02/2008	REL ACPT	#	WAKE	1500/2731M2E3	STP Off-System Bridge - Ext.	1,040,000.00	1,040,000.00		
B-6121	BRIDGE 227 ON US-70/US-401/NC-50 (CAPITAL BOULEVARD) OVER PE	42263.1.1	B-6121- PE - BRIDGE 227 (COMB W/B-5317)	PreI Engr	09/02/2008	REL ACPT	#	WAKE	1500/7101999	FHWA Construction State Match HTF	553,561.97	553,561.97		
B-6121	BRIDGE 227 ON US-70/US-401/NC-50 (CAPITAL BOULEVARD) OVER PE	42263.1.1	B-6121- PE - BRIDGE 227 (COMB W/B-5317)	PreI Engr	09/02/2008	REL ACPT	#	WAKE	1500/7501998	FHWA State Match-Regional Impact	260,000.00	260,000.00		
B-6121	BRIDGE 227 ON US-70/US-401/NC-50 (CAPITAL BOULEVARD) OVER PE	42263.2.1	B-6121- R/W- BRIDGE 227 (COMB W/B-5317)	Right of Way	08/10/2015	REL ACPT	#	WAKE	1500#	1500/Not assigned	0.00	3,807,814.31		
B-6121	BRIDGE 227 ON US-70/US-401/NC-50 (CAPITAL BOULEVARD) OVER PE	42263.2.1	B-6121- R/W- BRIDGE 227 (COMB W/B-5317)	Right of Way	08/10/2015	REL ACPT	#	WAKE	1500/2702999	Local Government Match, Statewide	5,503,380.00	5,503,380.00		
B-6121	BRIDGE 227 ON US-70/US-401/NC-50 (CAPITAL BOULEVARD) OVER PE	42263.2.1	B-6121- R/W- BRIDGE 227 (COMB W/B-5317)	Right of Way	08/10/2015	REL ACPT	#	WAKE	1500/2712M002	National Hwy. Performance Program EXEMPT	1,089,325.00	1,089,325.00		
B-6121	BRIDGE 227 ON US-70/US-401/NC-50 (CAPITAL BOULEVARD) OVER PE	42263.2.1	B-6121- R/W- BRIDGE 227 (COMB W/B-5317)	Right of Way	08/10/2015	REL ACPT	#	WAKE	1500/2712Z001	National Hwy. Performance Program	9,064,779.00	9,064,779.00		
B-6121	BRIDGE 227 ON US-70/US-401/NC-50 (CAPITAL BOULEVARD) OVER PE	42263.2.1	B-6121- R/W- BRIDGE 227 (COMB W/B-5317)	Right of Way	08/10/2015	REL ACPT	#	WAKE	1500/2731M230R	Urban Over 200K Population-Raleigh	897,600.00	897,600.00	897,600.00	897,600.00
B-6121	BRIDGE 227 ON US-70/US-401/NC-50 (CAPITAL BOULEVARD) OVER PE	42263.2.1	B-6121- R/W- BRIDGE 227 (COMB W/B-5317)	Right of Way	08/10/2015	REL ACPT	#	WAKE	1500/27312230R	Urban Over 200K Population-Raleigh	3,727,020.00	3,727,020.00	3,727,020.00	3,727,020.00
B-6121	BRIDGE 227 ON US-70/US-401/NC-50 (CAPITAL BOULEVARD) OVER PE	42263.2.1	B-6121- R/W- BRIDGE 227 (COMB W/B-5317)	Right of Way	08/10/2015	REL ACPT	#	WAKE	1500/2748M001	Forward Funding_National Hwy. Perf. Prog	10,278,876.00	4,029,861.14		
B-6121	BRIDGE 227 ON US-70/US-401/NC-50 (CAPITAL BOULEVARD) OVER PE	42263.2.1	B-6121- R/W- BRIDGE 227 (COMB W/B-5317)	Right of Way	08/10/2015	REL ACPT	#	WAKE	1500/2901555	St Appro_Rail Capital & Safety	500,000.00	500,000.00		
B-6121	BRIDGE 227 ON US-70/US-401/NC-50 (CAPITAL BOULEVARD) OVER PE	42263.2.1	B-6121- R/W- BRIDGE 227 (COMB W/B-5317)	Right of Way	08/10/2015	REL ACPT	#	WAKE	1500/7501998	FHWA State Match-Regional Impact	6,040,000.00	4,477,745.55		
B-6121	BRIDGE 227 ON US-70/US-401/NC-50 (CAPITAL BOULEVARD) OVER PE	42263.3.1	B-6121- CON- BRIDGE 227 (COMB W/B-5317)	Construction	04/11/2016	REL ACPT	#	WAKE	1500#	1500/Not assigned	0.00	97,250.00		
B-6121	BRIDGE 227 ON US-70/US-401/NC-50 (CAPITAL BOULEVARD) OVER PE	42263.3.1	B-6121- CON- BRIDGE 227 (COMB W/B-5317)	Construction	04/11/2016	REL ACPT	#	WAKE	1500/2702999	Local Government Match, Statewide	8,524,875.39	5,789,373.17		
B-6121	BRIDGE 227 ON US-70/US-401/NC-50 (CAPITAL BOULEVARD) OVER PE	42263.3.1	B-6121- CON- BRIDGE 227 (COMB W/B-5317)	Construction	04/11/2016	REL ACPT	#	WAKE	1500/2712Z001	National Hwy. Performance Program	18,019,720.00	18,019,720.00		
B-6121	BRIDGE 227 ON US-70/US-401/NC-50 (CAPITAL BOULEVARD) OVER PE	42263.3.1	B-6121- CON- BRIDGE 227 (COMB W/B-5317)	Construction	04/11/2016	REL ACPT	#	WAKE	1500/2731M23ER	Urban Over 200K Population-Raleigh Ext.	1,500,000.00	1,500,000.00	1,500,000.00	1,500,000.00
B-6121	BRIDGE 227 ON US-70/US-401/NC-50 (CAPITAL BOULEVARD) OVER PE	42263.3.1	B-6121- CON- BRIDGE 227 (COMB W/B-5317)	Construction	04/11/2016	REL ACPT	#	WAKE	1500/2748Z001	Forward Funding_National Hwy. Perf. Prog	6,616,529.00	58,645.46		
B-6121	BRIDGE 227 ON US-70/US-401/NC-50 (CAPITAL BOULEVARD) OVER PE	42263.3.1	B-6121- CON- BRIDGE 227 (COMB W/B-5317)	Construction	04/11/2016	REL ACPT	#	WAKE	1500/7501998	FHWA State Match-Regional Impact	6,534,063.00	4,894,581.37		
B-6121	BRIDGE 227 ON US-70/US-401/NC-50 (CAPITAL BOULEVARD) OVER PE	42263.2.U1	B-6121- UTIL - BRIDGE 227	Right of Way	08/10/2015	REL ACPT	#	WAKE	1500/2712Z001	National Hwy. Performance Program	1,613,467.00	1,613,467.00		
B-6121	BRIDGE 227 ON US-70/US-401/NC-50 (CAPITAL BOULEVARD) OVER PE	42263.2.U1	B-6121- UTIL - BRIDGE 227	Right of Way	08/10/2015	REL ACPT	#	WAKE	1500/2748M001	Forward Funding_National Hwy. Perf. Prog	3,059,333.00	127,032.03		
B-6121	BRIDGE 227 ON US-70/US-401/NC-50 (CAPITAL BOULEVARD) OVER PE	42263.2.U1	B-6121- UTIL - BRIDGE 227	Right of Way	08/10/2015	REL ACPT	#	WAKE	1500/7501998	FHWA State Match-Regional Impact	1,168,200.00	435,124.76		
B-6121	BRIDGE 227 ON US-70/US-401/NC-50 (CAPITAL BOULEVARD) OVER PE	Result									88,343,057.16	70,260,494.57	6,124,620.00	6,124,620.00

CMAQ Delivery

- DOT is working on options for reducing unobligated balances in CMAQ by using these funds on eligible STI funded projects that are ready for obligation
- Could potentially transfer funds to an eligible funding source (STBG or NHPP)
- This could affect previously selected CMAQ projects
- Helps reduce unobligated amounts to avoid lapses and rescissions

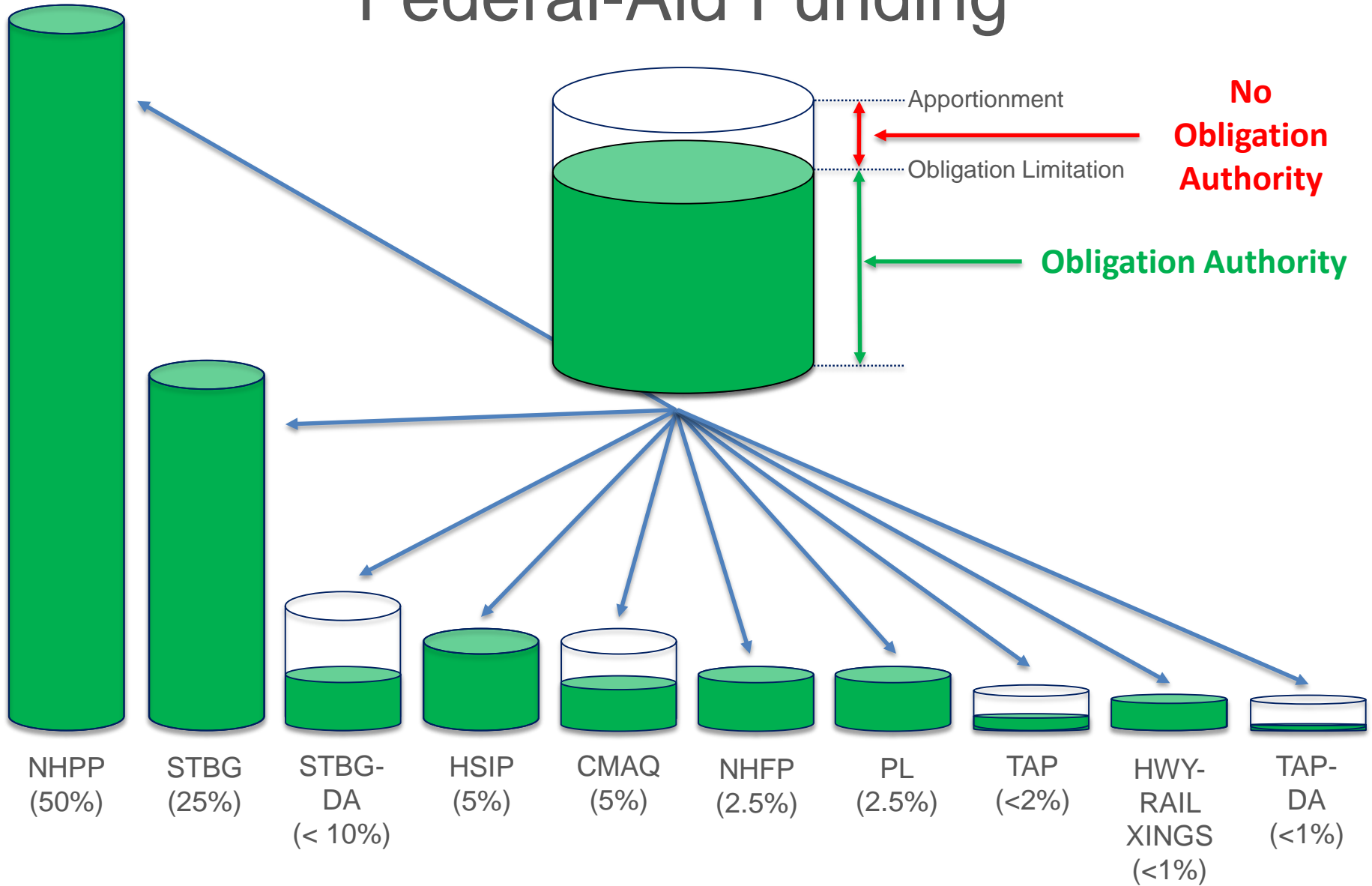
How Can We Avoid Losing Funds?

- Program all DA and CMAQ
 - Earlier call for projects
 - Program multiple years
- Obligate funds
 - Funds need to not only be programmed, but **obligated**
- Utilize less flexible funds first
 - Use TAP-DA when possible in place of STBG-DA
 - Use up to 50% of TAP funds for any STBG eligible purpose*

*New FAST Act provision. Must go through same TAP competitive process.

3 – August Redistribution

Federal-Aid Funding



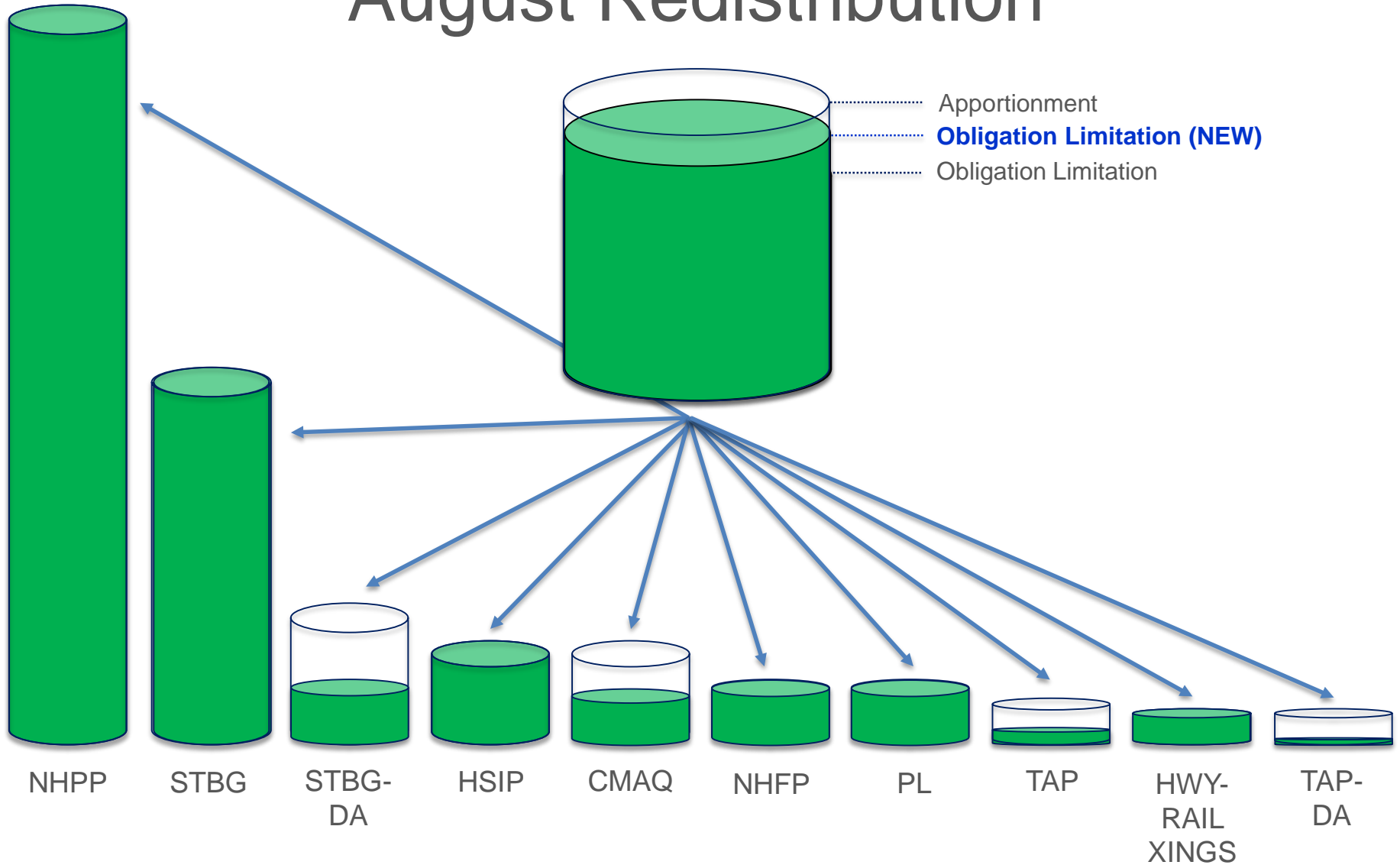
August Redistribution

- FHWA redistributes unused Obligation Authority (OA) amongst the States
- Additional OA allows States to obligate additional funds

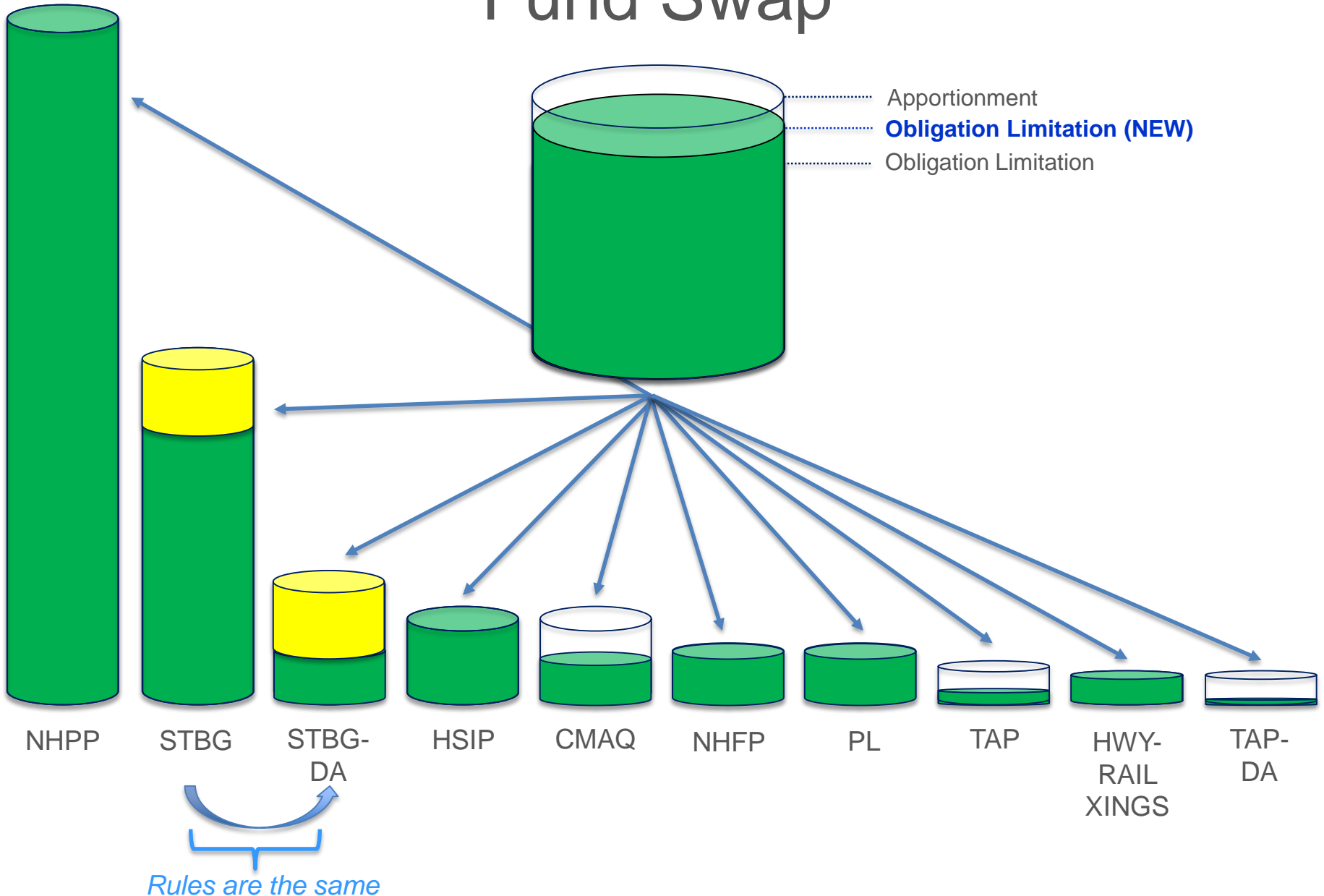
Requirements to receive August Redistribution:

1. Utilize all existing OA
2. Have additional projects ready to authorize by September 30th of the same year
3. Have apportionment in respective fund category for each project

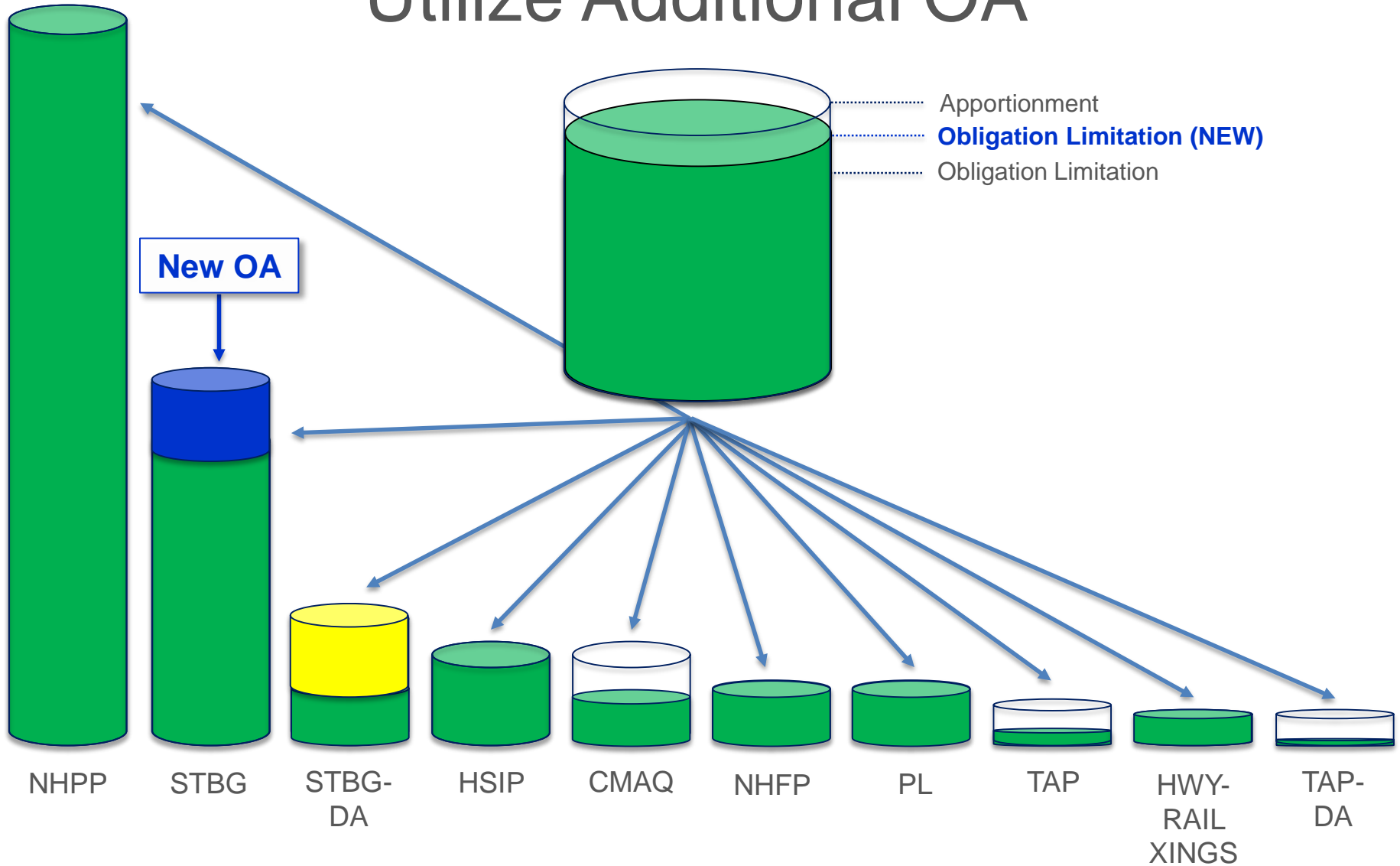
August Redistribution



Fund Swap



Utilize Additional OA



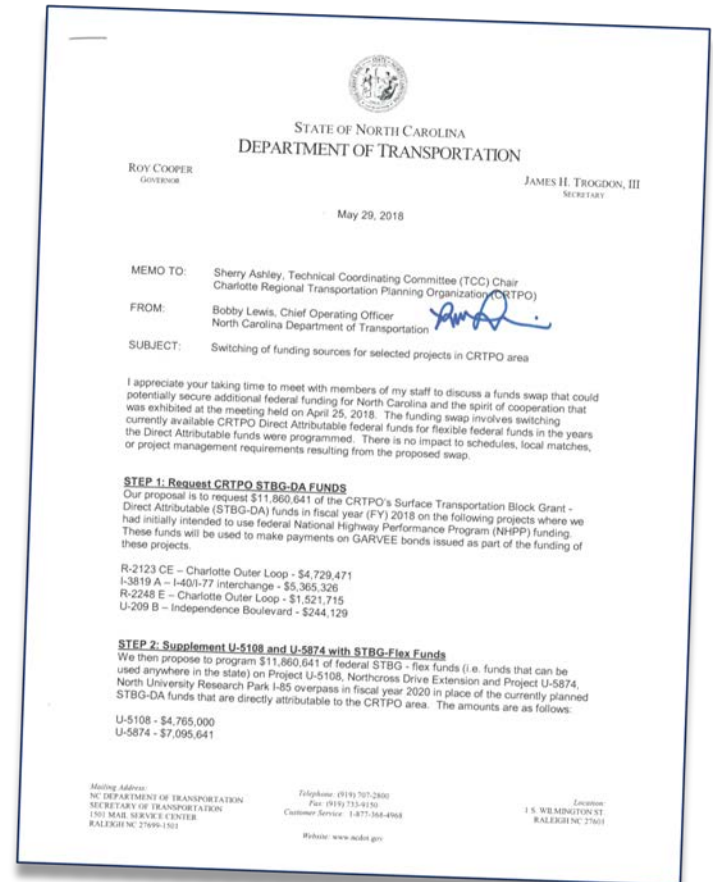
How Can MPOs Help Maximize August Redistribution?

Improve Delivery

Continue with STBG/STBG-DA Fund Swap

- Funds replaced when MPO has a project ready (STBG)
- Same rules for STBG & STBG-DA

Have projects ready to deliver after 2020 Rescission



Key Takeaways



- Obligate CMAQ and TAP/TAP-DA funds by end of FFY19 to avoid rescission of funds
- 2020 August Redistribution (after rescission):
 - Have STBG-DA projects ready to obligate
 - Continue fund swap

MPO Management of Federal Highway Program Funding

Gretchen Vetter, Capital Area MPO

Locally Administered Projects Program (LAPP)



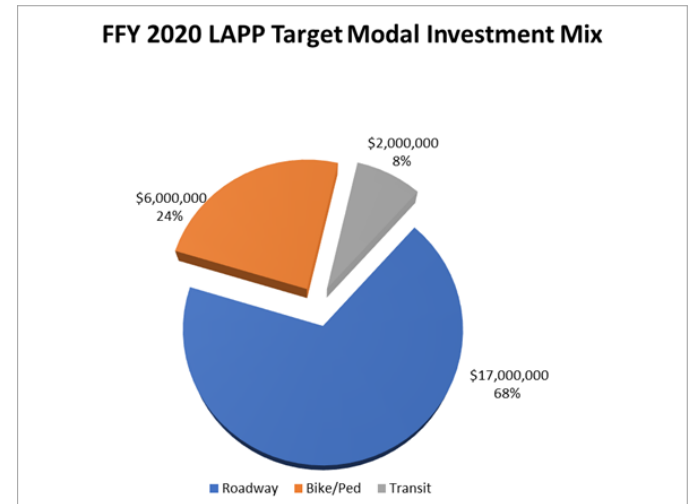
- Created in 2011 in Response to Federal Rescission
- Prioritizes Suballocated Funding
 - CMAQ
 - STBG-DA
 - TAP

LAPP Goals

1. Develop a holistic approach to identifying and prioritizing small but highly effective transportation projects.
2. Utilize available funding sources in a more efficient manner.
3. **Avoid future Federal rescissions to the maximum extent possible.**
4. Establish an annual modal investment mix to guide locally administered investments.
5. Create an appropriate tracking system to monitor project status and better ensure obligation and expenditure of programmed funds.
6. Establish a training program for LAPP participants.

Programming Funding

- Annual Competitive Call for Projects
- Steering Committee
- Target Modal Investment Mix
- Selection Panel
- LAPP Program of Projects





Preparing for a Rescission

- Tracking
- Understanding Risk
- Communicating
- Creating Options
- Coordination
- Implementation



[This Photo](#) by Unknown Author is licensed under [CC BY-NC-ND](#)

Project Tracking



This Photo by Unknown Author is licensed under [CC BY-NC](#)

- Coordination with:
 - Local Project Managers
 - NCDOT Local Projects Management Office (LPMO)
 - NCDOT STIP Unit
 - NCDOT Division Office
 - FHWA

LAPP Unobligated Funding Report

LAPP Unobligated Funds Report								Exposed Funding	
*Balances as of 3/1/2019									
Project	Location	TIP ID	Call	Funding Source	Phases Funded	Obligation Status			Notes
NC 56 East Greenway	Creedmoor	C-5166A	2009	CMAQ	CON	Full			
NC 56 West Greenway	Creedmoor	C-5166B	2009	CMAQ	CON	Full			
Morrisville Parkway Extension	Cary	U-5315	2015	STPDA	CON	Full			
US 401 @ SR 2301/SR2307	Division 5	U-5118EO	2015	STPDA	PE, ROW, CON	Full			
Ligon Mill Road	Wake Forest	U-5118BA	2015	STPDA	CON	Full			
OI Kelly Rd & Olive Chapel	Apex	U-5118AF	2015	STPDA	PE, ROW, CON	Full			
2015 Safety Improvements	Division 5	U-5118EN	2015	STPDA	PE, ROW, CON	Full			
OI NC 55 Apex Peakway	Apex	U-5118AE	2015	STPDA	PE, ROW, CON	Full			
Lake Pine Drive Improvements	Apex	U-5537	2015	STPDA	CON	Partial	\$538,153		Authorization needed for CON
Avent Ferry Road Improvements	Holly Springs	U-5529	2015	STPDA	ROW	Full			
Priority Pedestrian Corridors	Wake Forest	EL-5100AD	2015	TAP	ROW, CON	Full			
White Oak Greenway	Cary	U-5530IB	2015	STPDA	ROW, CON	Full			
Capital Boulevard Pedestrian Improvements	Raleigh	U-5514	2015	STPDA	ROW	Full			
Avent Ferry Road Improvements	Holly Springs	U-5529	2016	STPDA	CON	None	\$1,504,000		
NC 42 at SR 2736	Division 5	W-5601BC	2016	STPDA	CON	Full			
Roundabout at NC 96 and NC 98	Division 5	W-5601AB	2016	STPDA	CON	Full			
Capital Blvd/Peace St. Interchange Enhancements	Raleigh	B-5121/B-5317	2016	STPDA	CON	Full			
Stadium Drive Complete Streets	Wake Forest	U-5515	2016	STPDA	ROW, CON	Full			
Green Level West Rd Widening	Cary	U-5500B	2016	STPDA	CON	Full			
RTP/Morrisville Davis Drive Trail	RTP	U-5530NA	2016	TAP	CON	Full			
New Bern Ave Pedestrian Improvements	Raleigh	C-5604OA	2016	CMAQ	ROW, CON	Partial	\$1,726,863		Authorization needed for CON
Panther Creek Greenway & Trailhead	Cary	C-5604IA	2016	CMAQ	CON	Full			
Trailwood Sidewalk	Raleigh	U-5530OA	2016	STPDA	CON	Full			

Rescission
Communication

Honest

Realistic

Timely

Frequent

Comprehensive

Clear

LAPP Unobligated Funding Report 2.0

TAP

TAP											
Current Balance											\$ 1,415,985
Higher Confidence of Funding Authorization	Jurisdiction	LAPP Year	Phase(s)	Submitted ROW Date	Updated ROW Date	Submitted CON Date	Updated CON Date	CMAQ Eligible?	Original Funding or Additional?	Notes	
Davis Drive Trail	RTP	2016	CON	3/1/2015	Authorized	10/26/2015	Authorized		Additional	Additional funding approved.	\$ 105,000
Sam's Branch Phase II	Clayton	2017	CON		Authorized	12/1/2016	Authorized		Additional	Additional funding estimate. Request to come soon.	\$ 450,000
Wake Forest, Blount Person	Raleigh	2017	CON	5/1/2016	Authorized	3/1/2017	Authorized		Additional	Additional funding approved.	\$ 521,375
James St to Downtown Apex	Apex	2018	CON	11/1/2017	N/A	7/2/2018	6/1/2019		Original		\$ 394,100
Remaining Balance											\$ (54,490)
Lower Confidence of Funding Authorization											
Navaho Drive	Raleigh	2019	CON			5/8/2019		Yes	Original	Currently working on PE, needs authorization for CON, no ROW acquisition needed. Funding could be flexed to FTA- CAMPO currently working on logistics behind flex	\$ 352,600



Protecting Funding Versus Projects

Developing and Conveying Strategies

Schedule and Deadlines

April

- Decision from Executive Board on whether to **program funding on new shovel-ready CMAQ projects** that have been scored in previous LAPP cycles (2).
- Decision from Executive Board on whether to **allow FY20 CMAQ projects with PE funding programmed to begin projects early** and request authorization in FY19.
- Decision from Executive Board on whether to **retroactively award existing LAPP Projects at 80/20**.
- **Begin TIP Amendment Process** for approved changes that require TIP Action.




- Coordinate with Partners
- Understand Implications
- Timeline
- Deadlines
- Flexibility

Implementation

- Warn Partners of Upcoming Decisions that may Affect their Workflow
- Have Required Deliverables Ready for Options Chosen
- Continue to Communicate Project and Funding Status to Stakeholders
- Maintain Communication with Project Managers
- Remain Flexible and Resilient if Option Does Not Work Out as Planned

Learn

- Steering Committee to Provide Feedback
 - What can we do to improve?
- Apply to Later Rounds of LAPP



Thank You!

Questions?