

VISION  **ZER** 

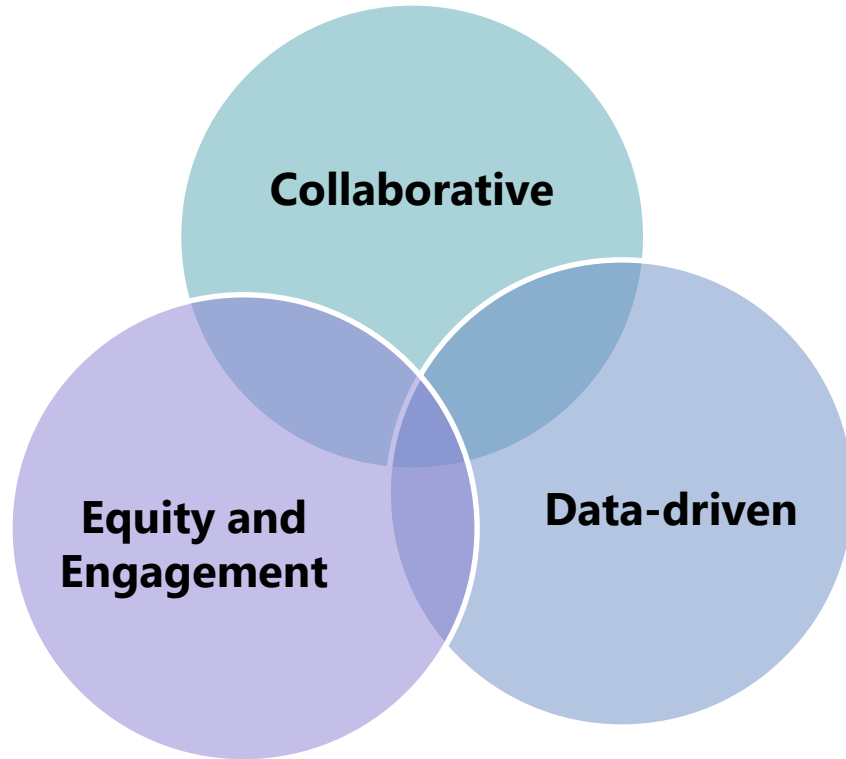
SAFER STREETS FOR CHARLOTTE

NCAMPO Conference | April 25, 2019

Agenda

- ▶ Developing the Action Plan
- ▶ Taking Action
- ▶ Working with our Partners at CMPD
- ▶ Next Steps

Developing the Action Plan



"The process of building a Vision Zero Action Plan is just as important as the final product."

- Vision Zero Network



Collaborative

- Interdisciplinary Task Force
- Focused on shared goals and strategies
- Action-oriented and accountable

Vision Zero Task Force



- ▶ Public health
- ▶ Transportation
- ▶ Planning
- ▶ Law enforcement
- ▶ Emergency response
- ▶ Education
- ▶ Interest groups

Task Force 'Road Map'

June

- Opportunities and concerns
- Who are we missing
- Committees roles

July

- Commitment statement
- Guiding principles
- Committee tasks

August

- Mapping safety concerns
- Committee tasks

September

- Strategy table
- Committee tasks

October

- Public input review
- Strategy table

November & December

- Draft plan review
- Next steps

Focusing on collaboration



Users



Designers



Decision-makers

Shared Responsibility

As a community, it's our responsibility to eliminate traffic deaths and serious injuries for all who share Charlotte streets by 2030.

Commitment Statement



Collaborative Guiding Principles

1. Traffic deaths and severe injuries are preventable and unacceptable.
2. Protecting human lives takes priority over all other objectives of the road system.
3. The transportation system should be designed so mistakes are not fatal.
4. Solutions must be collaborative, equitable and data-driven.
5. Safety on our streets is everyone's responsibility.
6. Our community is accountable for implementing the Vision Zero Action Plan, measuring performance and responding accordingly.

Data-driven

- Serious injuries and fatalities
- Focused on High Injury Network
- Respond to contributing circumstances



Time	Attendees
2:00 PM - 2:30 PM	Bryan Farlow Dany Love
2:30 PM - 2:55 PM	Angela Berry
2:55 PM - 3:10 PM	Alex Riomondy Scott Curry Charles Abel
3:10 PM - 3:25 PM	Angela Berry
3:25 PM - 3:30 PM	Angela Berry

CHARLOTTE'S ROAD TO VISION ZERO

Charlotte's Commitment to Vision Zero

Vision Zero is a collaborative, data-driven effort to eliminate traffic-related deaths and severe injuries.

The City of Charlotte's Transportation Action Plan includes an objective to reduce traffic fatalities and severe injury crashes by 50% by 2030.

The City is developing a Vision Zero Action Plan that will support the city's efforts to reduce traffic fatalities and severe injury crashes by 50% by 2030.

By the numbers: 2017 crash data

79 crashes occur per day on our streets. That's more than 29,000 crashes per year.

71 crashes, resulted in 74 fatalities on our streets in 2017. This is the 3rd consecutive increase in annual fatalities.

27 pedestrians were killed in Charlotte streets in 2017. This is the 3rd consecutive increase in annual pedestrian fatalities.

Pedestrian walking and bicycling are involved in less than 3% of all crashes but account for nearly 44% of all traffic deaths.

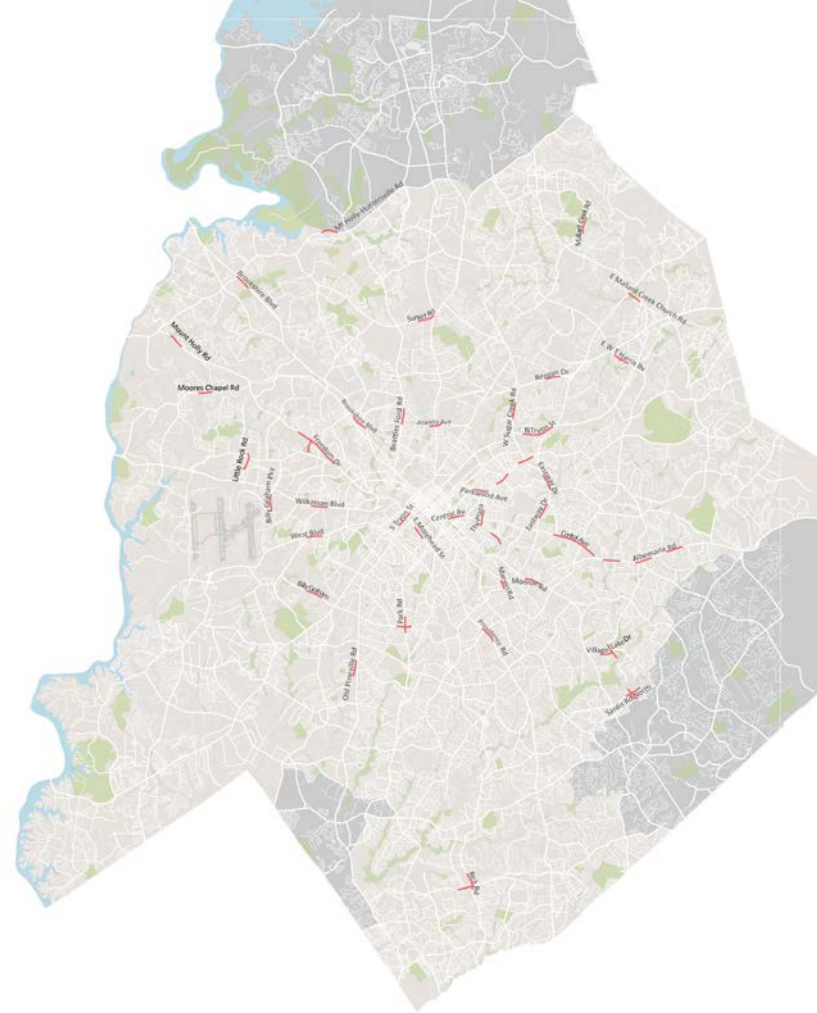
In Charlotte, people walking and bicycling are disproportionately impacted among traffic deaths compared to total crashes and mode share.

Mode	Percentage
Cars/Trucks	86.9%
Buses	3.7%
Pedestrians	2.2%
Bicyclists	.2%

Mode	Percentage
Cars/Trucks	86.9%
Bicyclists	<1%
Pedestrians	<2%

High Injury Network

- ▶ 10% of all streets in Charlotte make up the HIN
 - ▶ 66% arterial streets
 - ▶ 25% local streets
 - ▶ 9% collectors
- ▶ 42 streets have been identified as Priority Corridors



Contributing Circumstances in Charlotte



Speeding

153 crashes on Charlotte streets involved speeding



Inattention

63 crashes involved drivers who were distracted while operating the vehicle



Impairment

45 crashes involved drivers who were impaired while operating their vehicle



Failed to yield

71 crashes involved drivers who failed to yield the ROW

A photograph of a community engagement event. In the foreground, a woman in a light green dress and another in a white top with a red bag are looking at a display. To the left, a man in a white shirt is talking to a woman. In the background, several people are gathered around various informational displays and laptops. One display on the left is titled 'Charlotte Department of Transportation Making People' and lists statistics: 44, 7th, 1,300,000, 2.8 MILLION Trips each Day, and 250+. Another display on the right has statistics: 9,270, 800, 200, 2,300, 300, and 178,000. A sign on a table in the foreground says 'MEET & LISTEN Department of Social Services'.

Equity & Engagement

- Community events and online engagement
- Focused on how residents experience our streets
- Explore key themes

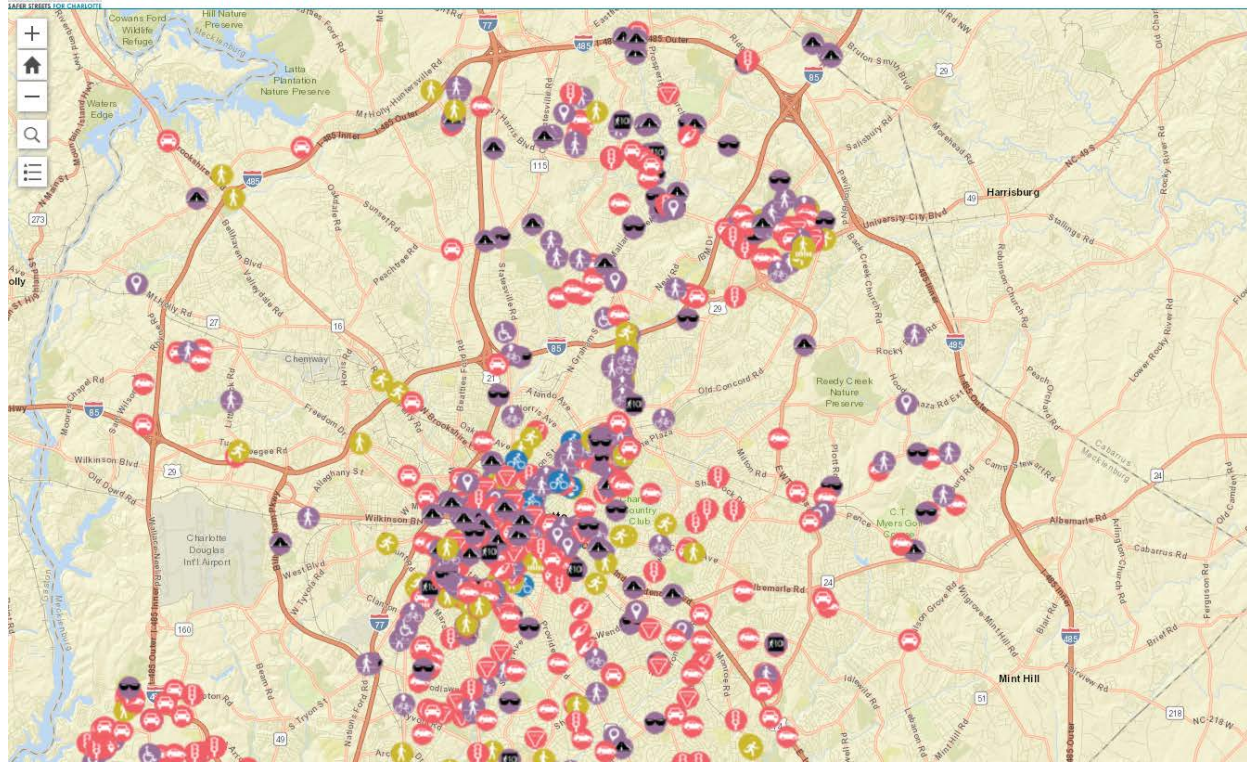


Engaging with the public

- ▶ 25+ community events
- ▶ 1,000+ conversations about traffic safety
- ▶ 1,900+ comments on the interactive map

Interactive Map

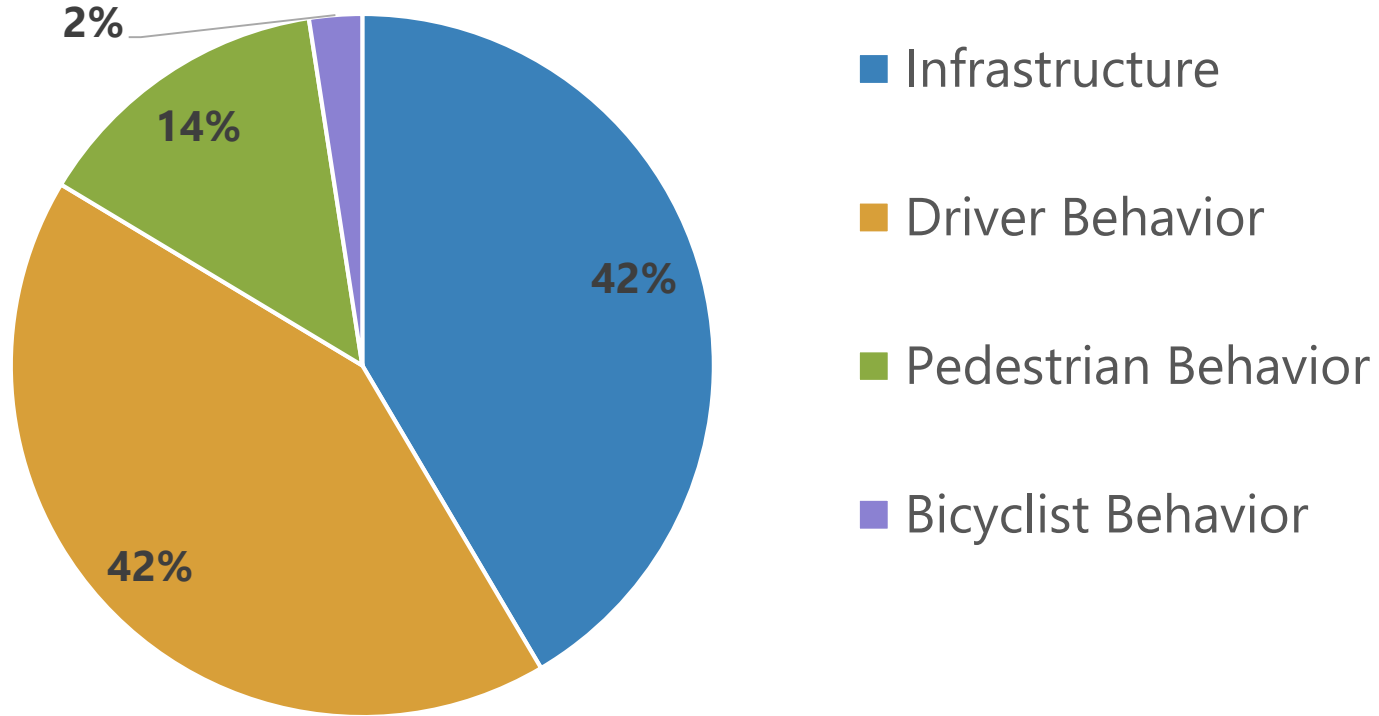
VISION **ZERO** Public Comment Map



Traffic Safety Comments	
Other motorist issue	0
No/poor quality bicycle facility	0
Accessibility issue	0
Driver speeding	0
Other motorist issue	0
Roadway design	0
Roadway design	0
Roadway design	0
Roadway design	0
Not enough time to cross road as pedestrian	0
Other pedestrian issue	0
Driver speeding	1
Roadway design	0
Other pedestrian issue	0
Driver speeding	0



Key takeaways from engagement





Taking Action



01 //

**CREATE SAFE
STREETS FOR
ALL USERS**



02 //

**SHAPE
COMMUNITY
CULTURE OF
SAFETY**



03 //

**ANALYZE THE
DATA**



04 //

**EVALUATE
POLICY &
LEGISLATION**



Implementing Vision Zero through Capital Projects

- ▶ \$48 million in 2018 CIP bonds
 - ▶ \$30 million – Sidewalk & Pedestrian Safety
 - ▶ \$2M – Vision Zero
 - ▶ \$4M – Bicycle Program
 - ▶ \$2M – Bryant Farms Rd
 - ▶ \$3M – Bridges
 - ▶ \$3M – Intelligent Transportation Systems
 - ▶ \$4M – Traffic Control Devices

CMPD & Vision Zero



Charlotte Mecklenburg Police Department Traffic Safety Initiative

- ▶ Vision Zero traffic safety strategy using the High Injury Network
- ▶ CMPD Transportation and Patrol Divisions working collaboratively
- ▶ Tactics include traffic enforcement, education and training

Overall Strategy

1. Concentrated Enforcement within the High Injury Network with an emphasis in five areas of traffic safety.
2. Weekly operations concentrating on specific problems in the High Injury Network. (Patrol and CMPD Transportation Division)
3. Continue working with Vision Zero partners to maximize effectiveness.
4. Seek new technology to supplement traffic safety efforts.

Concentrated Enforcement

1. **Speeding**- Concentrated enforcement in High Injury Network
2. **Impaired driving**- Enforcement in areas of alcohol establishments and historic impaired driving crashes.
3. **Pedestrian safety**- Frequent “Watch for me” operations and strict enforcement in areas of frequent pedestrian injuries and fatalities.
4. **Occupant risk factor enforcement**- Emphasis on seatbelt use, child passenger safety, electronic device use while driving.
5. **District specific traffic safety issues**- signal lights, school zones, etc.

Community engagement and education

1. Education in schools and colleges
2. Traffic officers will attend community meetings and stress the importance of traffic safety and goals of Vision Zero.
3. Use social and traditional media frequently to stress the importance of various traffic safety issues and suggestions.
4. Expand Child Passenger Safety checking stations to community groups and events to engage participants with goals of Vision Zero.

Next Steps

- Implementation of strategies & identification of projects for \$2M
- Annual Progress Reports/Updates
- Share the message of Vision Zero & continue Task Force meetings

