

NORTH CAROLINA

Department of Transportation

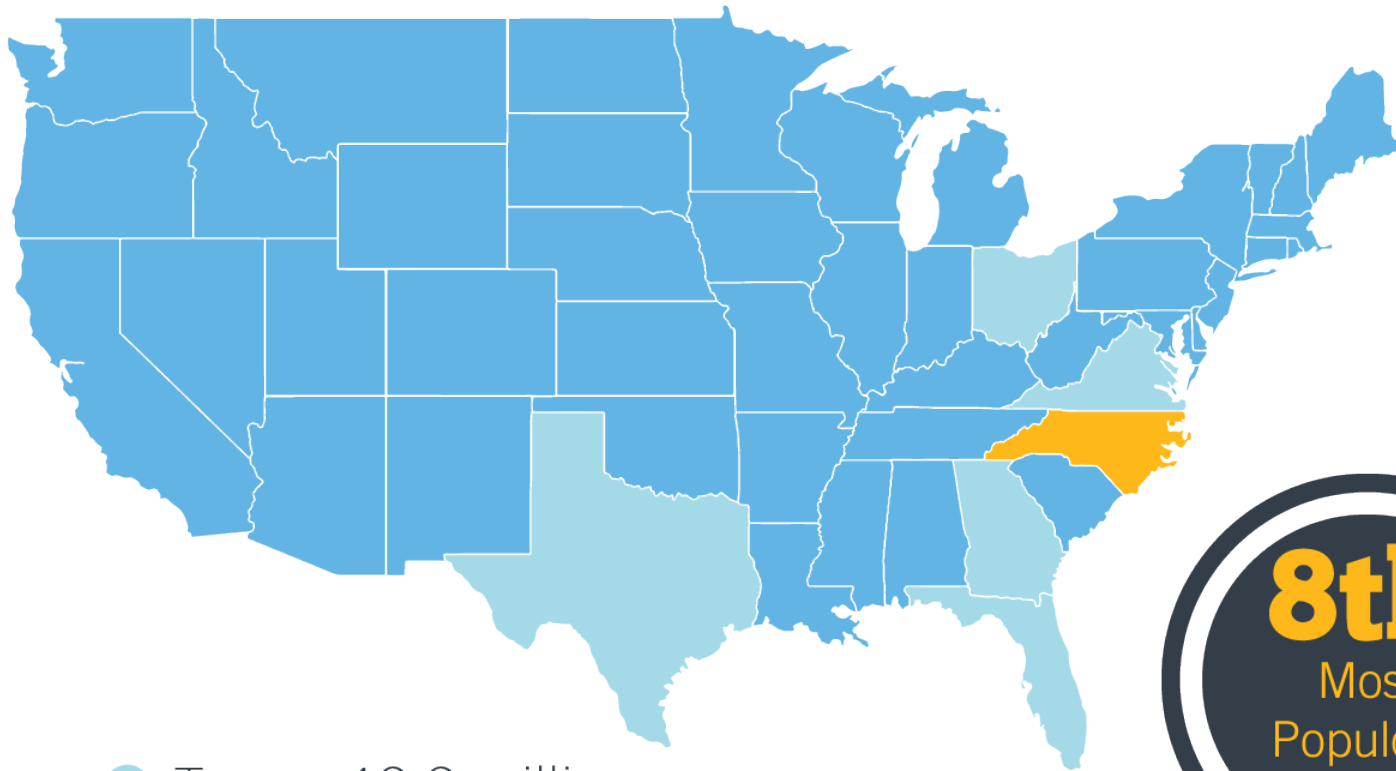


NCAMPO 2019 Conference

Western Deputy Chief Louis Mitchell

April 26, 2019

Expected Population Growth by 2035



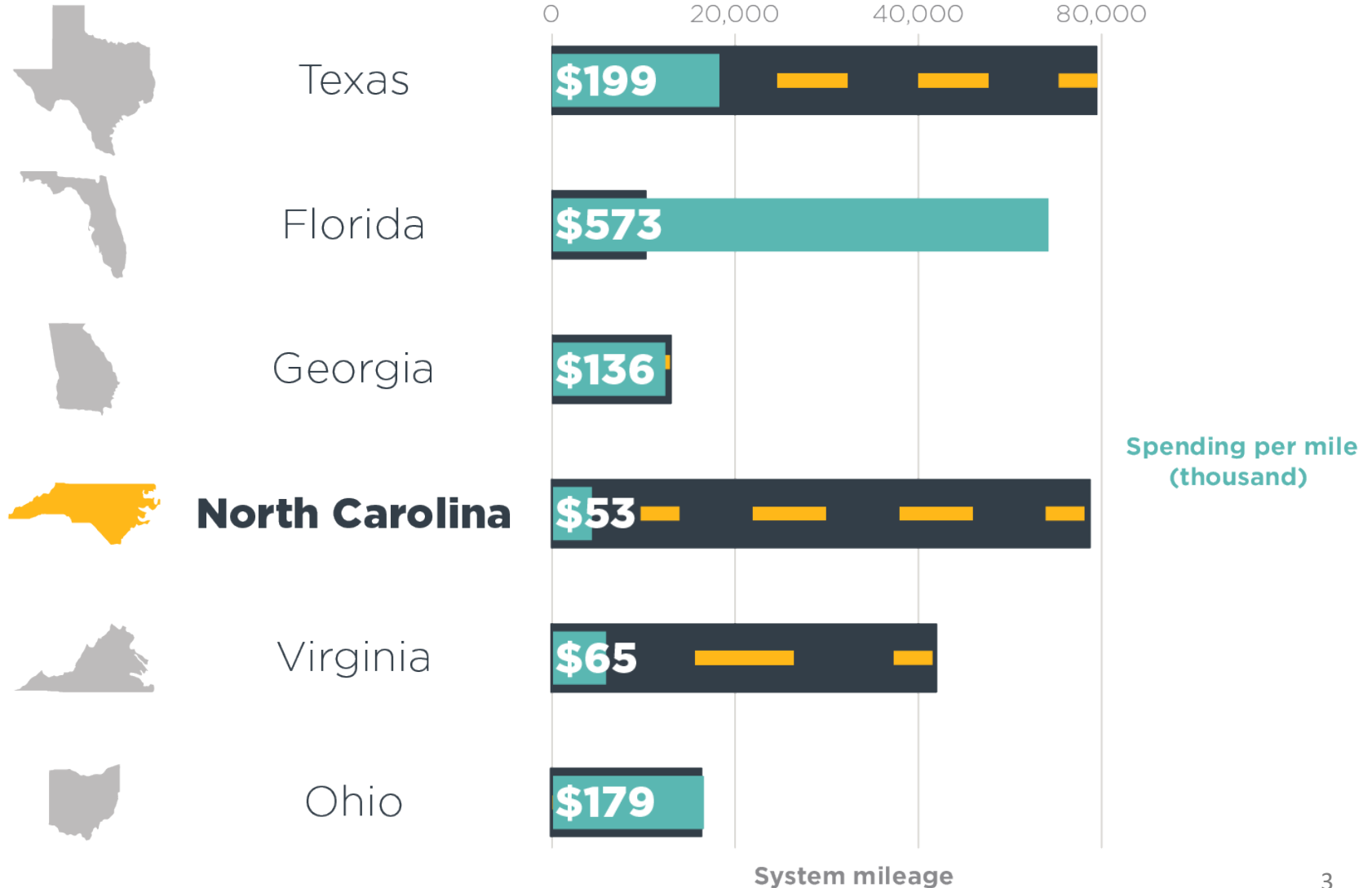
8th
Most
Populous
State

32%
increase
from
NC's 2010
population

Population
Ranking

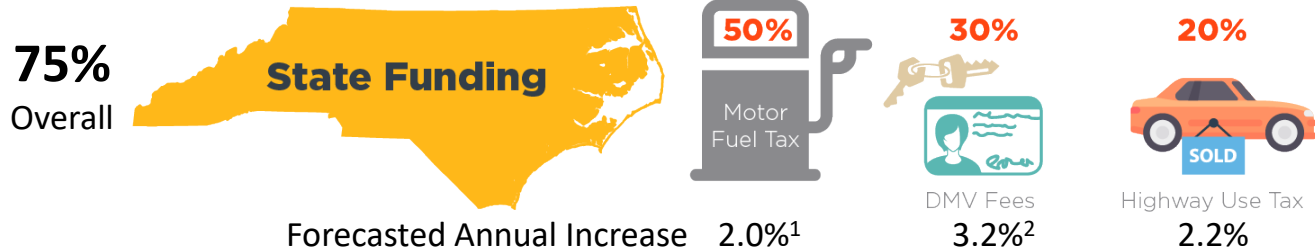
- 2 Texas: 40.6 million
- 3 Florida: 28.2 million
- 6 Georgia: 12.8 million
- 8 North Carolina: 12.5 million**
- 9 Ohio: 11.7 million
- 10 Virginia: 10.2 million

System Mileage vs. Spending Per Mile

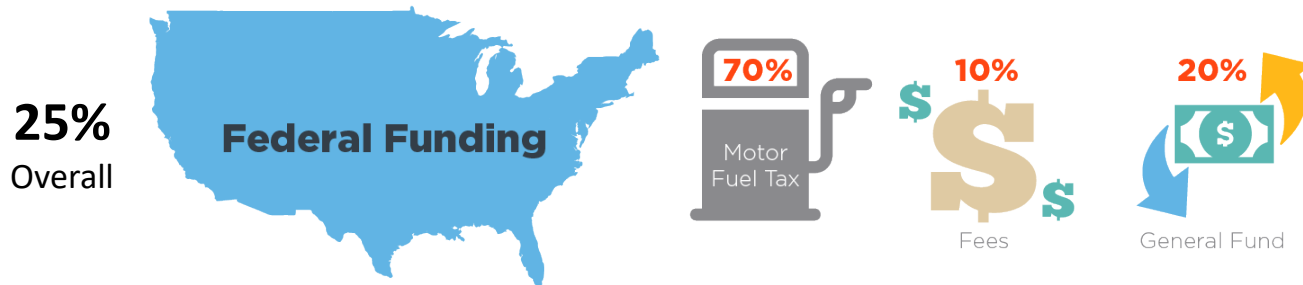


NC Transportation Revenues

(2019 -2029)



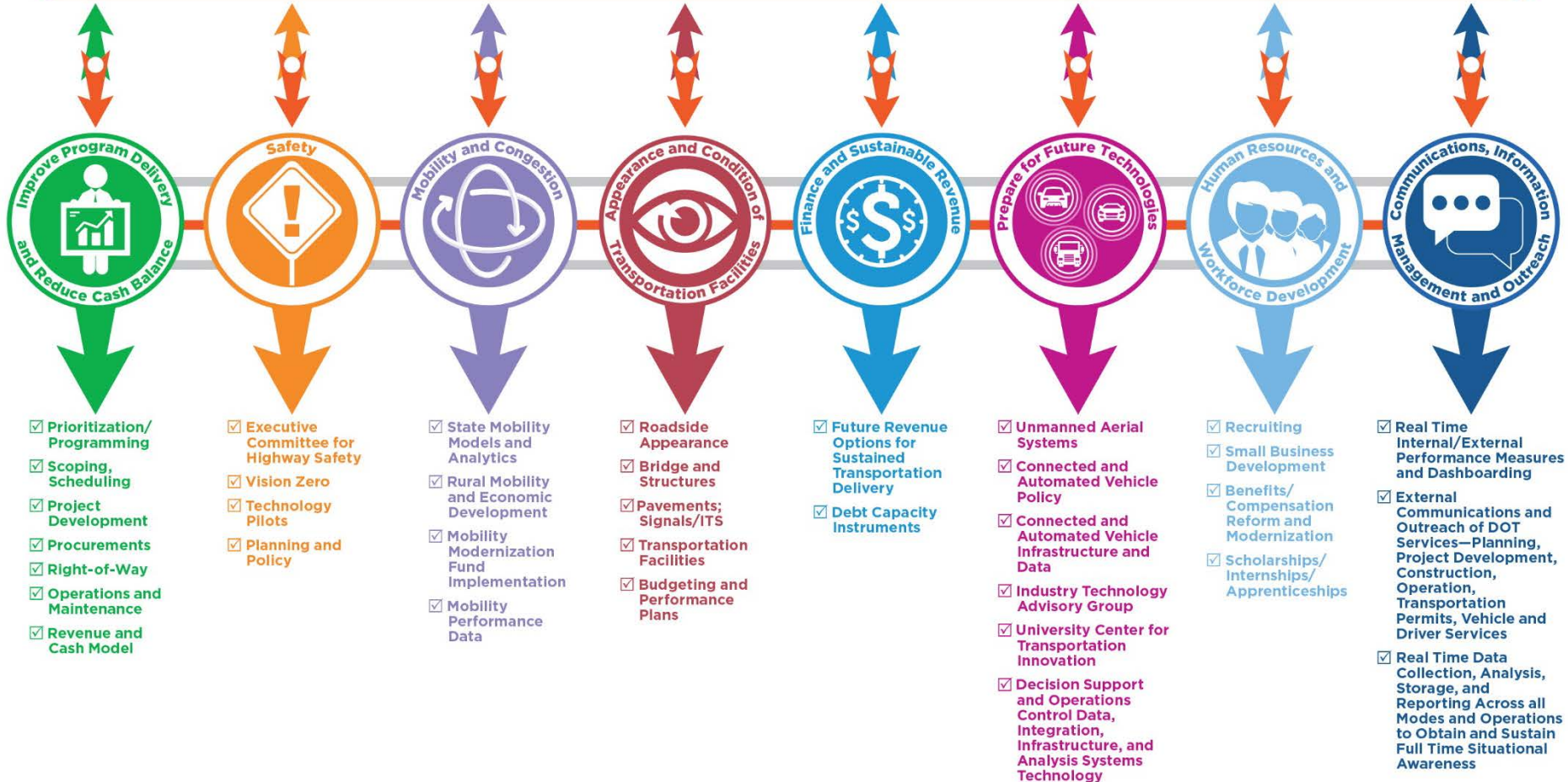
¹ Annual Motor Fuel Tax rate accounts for 60% of increase and the remainder is from the increase in diesel consumption
² Most of the increase is due to the quadrennial CPI (SFY 2021, 2025 and 2029)



Forecasted Annual Increase – none (a lot of uncertainty after 9/2020)

Better Transportation Service for North Carolina

Our Mission: Connecting people, products and places safely and efficiently with customer focus, accountability and environmental sensitivity to enhance the economy and vitality of North Carolina.

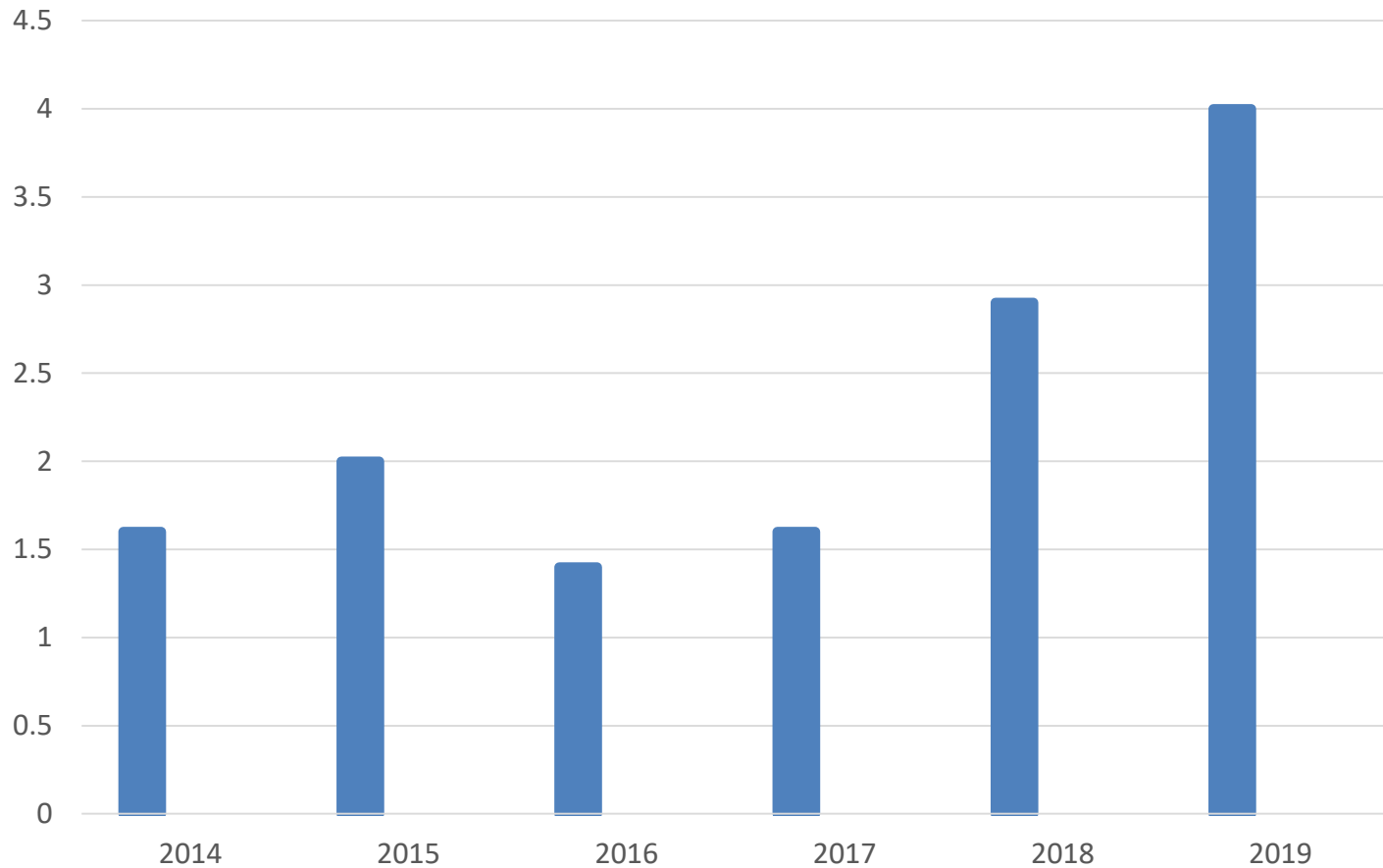


Where We Were (Jan. 2017)

- Lack of project delivery had resulted in buildup of cash balance
 - Delivering 78% of TIP on schedule
 - Doing too many tasks sequential
 - Not adjusting to revenue/cost conditions
- Plan of action
 - ***Reassessed and established new TIP project schedules (Complete)***
 - ***Delegated projects for Division Delivery (Complete)***
 - ***Revising project development cycles (Complete)***
 - ***Monthly monitoring of program delivery status/cash management (Ongoing)***

Construction Lettings

(In Billions)



BUILD NC



- Modeled after GARVEE
- Will maintain integrity of STI
- Have appropriate oversight
- Be utilized at the Regional and Division project tiers (projects NOT eligible for GARVEE)
- Affordability will be determined by the State Treasurer

BUILD NC - Legislation

HB 1010 / S 758



- Signed by the Governor on 6/20/2018
- **57 Regional and Division Projects funded through BUILD NC over next 5 years**
- Will ask State Treasurer to issue bonds May

Additional Revenue/Funding 2018

- Blue Ridge Road Grade Separation (TIGER) **\$20M**
- I-95/US 70 (INFRA) **\$147M**
- Rural bridges (GREATTER) **\$23M**
(\$119M total)
- August Redistribution
\$295M (2017 & 2018)



Human Resources Pilot Program

- Department has approximately 20% vacancy rate, with 2,000 employees eligible to retire in the next 5 years
- At NCDOT, high vacancy rate can negatively effect public safety
- Granted pilot authority from NCGA in 2018
- Commissioned a market assessment study from Mercer to determine market rate for NCDOT job classifications
- Overall 89% of employees were below market rate
- Next Phase Focus on Joint Industry Recruiting



Mark your calendars:
January 8-9, 2020



- Scope: To study and recommend methods for future transportation investment
- Schedule: Begin March 3, 2019. Quarterly meetings until January 2021
- Composition: Economists, representatives of Financial, Government, and Business sectors (14 Members)
- Outcome: Report and Recommend methods to NCGA by January 2021

NC Moves 2050 Overview

Where Are We Now?



- Partnership opportunities



- Historic trends
- Current practice

Where Could We Go?



- Indicators, signs of change



- Plausible alternative futures

How Could We Prepare?



- Impacts and ideas
- Indicators to watch



- Test ideas
- Robust strategies

What's Our Path Forward?

- Goal
- Policies
- Strategies
- Investments



NC MOVES 2050

CONNECTING YOUR COMMUNITY,
YOUR VOICE AND YOUR FUTURE

<https://ncmoves.metroquest.com/>

Summary

- NC is growing and changing
- Multiple tools are necessary to meet immediate as well as future needs
- Thank you for your strong partnership. Now and in the future!

2019 Goals

- Establish a Commission to evaluate future funding options
- Continue efforts to make NCDOT more efficient
- Execute BUILD NC